




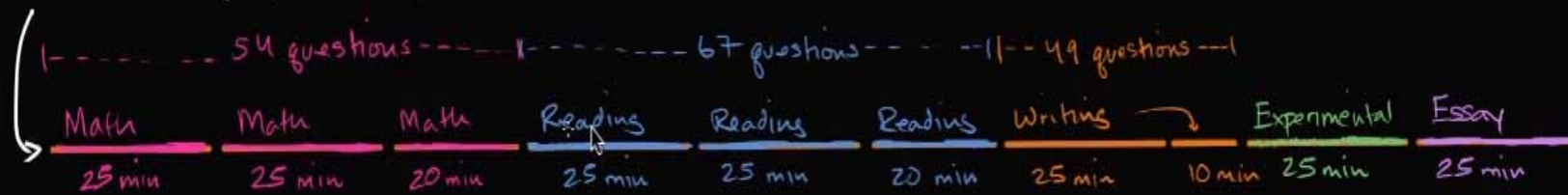
# Ask not what the SAT can do for you

BEGAN MARCH 2016

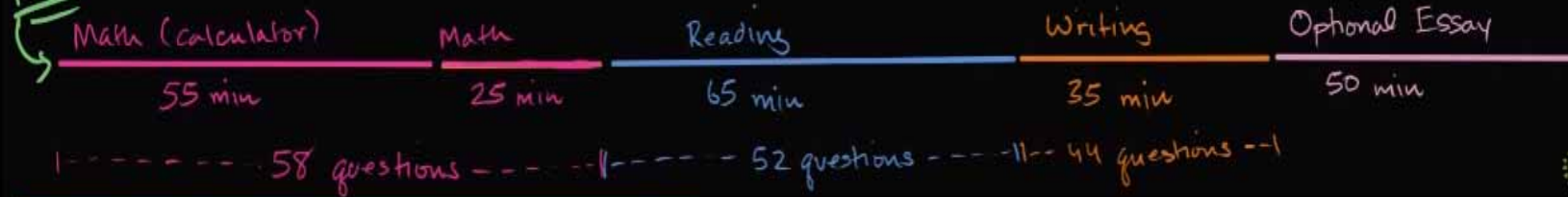
STUDENTS WILL BEGIN SUBMITTING NEW TESTS THIS YEAR



## Current/Old SAT



## New



### Old SAT

Out of 600-2400

Sections:

Reading, Writing (Mandatory Essay),  
Math

Memorizing vocabulary

### New SAT

Out of 400-1600

Sections:

Reading & Writing (together), Math  
(Optional Essay)

Evidence supporting, data reasoning

# New SAT vs ACT

**The New SAT** **VS** **The ACT**

**The redesigned SAT** sees a return to the 1600-point scale. There are two section scores: **Reading and Writing**, and **Math**. The four timed sections of the SAT range from 25 minutes to 65 minutes. **The Essay is optional** and is scored separately. It does NOT factor into the total score.\*

**The ACT** is scored on a scale of 1-36. There are four sections: English, Math, Reading, and Science. All four sections are averaged to generate the total composite score. The four sections of the ACT range from 35 minutes to 60 minutes. The Essay is optional and is scored separately. It does NOT factor into the composite score.\*

*A Quick Look*

**2 SECTION SCORES**  
Reading / Writing and Math  
200-800 > 200-800  
1600 Total

**4 SECTION SCORES**  
English / Math / Reading / Science  
1-36 > 1-36 > 1-36 > 1-36  
1-36 Total

**Neither the new SAT nor the ACT has a WRONG ANSWER PENALTY.**

\* **Note:** The new Math section covers much more advanced topics than in the past, but is better aligned with the math the majority of high school students study during their Junior year.

\* **Note:** The Science section is not designed to assess students' knowledge of physics, chemistry and biology. It is designed to assess scientific-reasoning skills and the ability to interpret data, charts, graphs, and studies.

Indicates student's latest test scores.

**SAT Summary of Scores**

Date	Apr. 12, 2016	
Grade	11	
<b>SAT<sup>®</sup></b>		
Total	1530	
Section	Evidence-Based Reading and Writing	750
	Math	780
Essay	Reading	5
	Analysis	5
	Writing	6
Test Score	Reading	39
	Writing and Language	36
	Math	39.0
Cross-Test	Analysis in History/Social Studies	36
	Analysis in Science	39
Subscore	Command of Evidence	14
	Words in Context	13
	Expression of Ideas	13
	Standard English Conventions	15
	Heart of Algebra	15
	Problem Solving and Data Analysis	15
	Passport to Advanced Math	15
	<b>Score Range:</b> Total: Your score x 40 points. Section: Your score x 30 points. Test Scores and Cross-Test Scores: Your score x 7 points. Subscores: Your score x 2 points.	
<b>Old SAT</b>		
Critical Reading		
Mathematics		
Writing		
<b>Note:</b> Correspondence tables must be used when comparing scores between old and new versions of the SAT. See reverse for details.		



Essay Locator ID: N/A



RECEIVED FROM  
 JUN 27 2016  
 INSTITUTION

**Student Information**



Fresno

CA



**English only**

High School  
 Race/Ethnicity  
 Religion  
**551100**  
 Secondary School Student ID

**SAT Subject Test Scores**

Date	May 07, 2016	
Grade	11	
<b>Subject Test</b>		
<b>Literature</b>		
Test Score	690	
Language Subscore	Reading	
	Listening	
	Usage	
<b>Subject Test</b>		
<b>Chemistry</b>		
Test Score	760	
<b>Subject Test</b>		
<b>Math Level 2</b>		
Test Score	800	
<b>Note:</b> Scores from the SAT Subject Test in Mathematics are not comparable to Math section, test, and related subscores on the SAT. SAT at SAT Subject Tests <sup>™</sup> have subscores.		

### Educational Background

G.P.A.	A+			
Class Rank	Highest tenth			
Courses	Course Work and Experience	Years	AP/Honors	Average
Arts and Music	No course work or experie	1	Y	A
English	English/Languag	4	Y	A
Foreign Language	French	3	Y	A
Math	Pre-Algebra or ; Algebra I or eq; Geometry or eq; Algebra II, Adv; Trigonometry; Pre-Calculus; Calculus; Other math cour	>4	Y	A
Statist Sciences	Biology; Chemistry; Environmental ; Physics	>4	Y	A
Social Sciences	U.S. History; U.S. Government; World History o; Economics	3	Y	A

### Student Plans

Degree Goal	Doctor's
1st Choice	Computer Engineering, General
2nd Choice	Artificial Intelligence and Robotics
3rd Choice	Computer Science
Preferred Attributes	Four-year college or universit; Public university, state colls; Private university, college, o; Fewer than 2000 students; About 2000 to 5000 students; About 5000 - 10,000 Students; About 10,000 - 15,000 Students; About 15,000 - 20
Programs and Activities	
AP/Exemption Plans	Y

### Concordance

Because the redesigned SAT is a different test than the pre-March-2016 SAT, a numerical score on one test will not be strictly equivalent to the same numerical score on the other. For more information on how to compare scores and concordance tools and resources, please visit [collegeboard.org/satconcordance](http://collegeboard.org/satconcordance)

### High School Information

Design Science High School  
2004 East Cambridge Avenue

Fresno CA [redacted]  
[redacted]

### High School Data

0	80	250
Number of AP Courses Offered	Senior Class Size	Staff 9-12 (excluding)
19	5	57
% White	% Black or African American	% Hispanic/Latino
16	0	1
% Asian/Pacific Islander	% American Indian/ Alaska Native	% Two or More Races

### Student Activities

School and Community Activities	Officer/ Award	Sports
1. Hours or Independent St, grade 10,11	Yes	1.
2. Community or Service, grade 11		2.
3. Journalism or Literary A, grade 10, 11		3.
4.		4.
5.		5.
6.		6.
7.		
8.		
9.		
10.		

# Changes with the New SAT

- ❑ College Board provides Concordance Charts that distinguish how old SAT scores correspond to the old format, and vice versa:

TEST	Old Minimum	NEW SAT equivalent
SAT	1100	1170
ACT	26	1260

# Concordance Charts

## Concordance Tables

Released: May 9, 2016

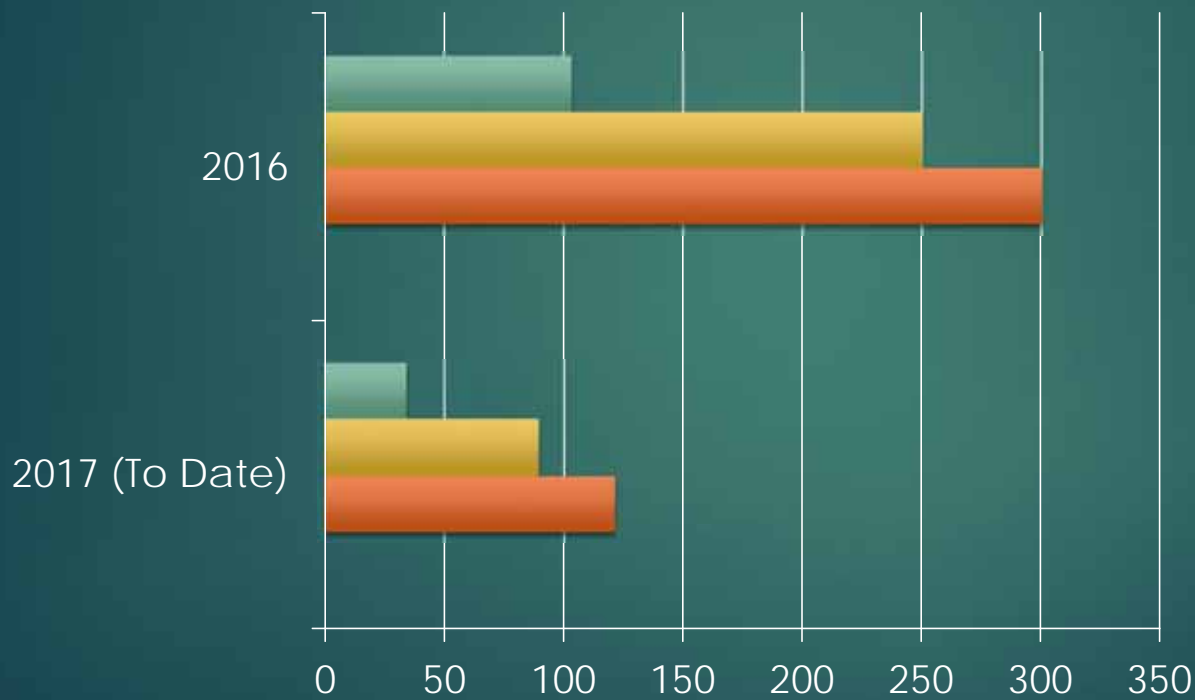
### Old SAT to New SAT Concordance Table (1600 Scale)

Table 10

Old SAT Total Score (400-1600)	New SAT Total Score (400-1600)	Old SAT Total Score (400-1600)	New SAT Total Score (400-1600)	Old SAT Total Score (400-1600)	New SAT Total Score (400-1600)
400	400	710	800	1020	1100
410	420	720	810	1030	1110
420	430	730	820	1040	1120
430	450	740	830	1050	1130
440	460	750	840	1060	1130
450	480	760	850	1070	1140
460	490	770	860	1080	1150
470	510	780	860	1090	1160
480	520	790	870	1100	1170
490	530	800	880	1110	1180
500	550	810	890	1120	1190
510	560	820	900	1130	1200
520	580	830	910	1140	1210
530	590	840	920	1150	1220
540	610	850	930	1160	1230
550	620	860	940	1170	1240
560	640	870	950	1180	1250
570	650	880	960	1190	1260



# Waterloo Engineering



- US Applicants
- International
- Total SAT
- Excludes ACT



Thank you

